



Australia's first Extended Detection & Response (XDR) solution and the World's most powerful XDR platform

Our Series 60 XDR security appliance is the high performance solution to defend the datacentre or head office from cyber threats supporting multiple internet connections of up to 10Gb/s each.







Crystal Eye 60 delivers powerful, flexible protection for the large enterprise or data center. Combined with our range of integrated services, our rackmount devices are an easy to deploy, easy to manage, effective security solution.

Through Crystal Eye's powerful threat intelligence system, the platform processes over 19-million Indicators of Compromise (IoC) per day using real-time visibility & analytics to enable automated actionable intelligence.

Complete XDR Platform

-  Integrated XDR capabilities
-  Automated Actionable Intelligence
-  Multi-layered security delivering defence in depth
-  Built-In Compliance Feature Set
-  Risk Assessment Reports
-  Vulnerability Scanning

Full Network Control

-  Network Security Monitoring
-  Advanced deep-packet inspection and decryption
-  Instant SOC & embedded SIEM solution
-  On-demand PCAP forensic analysis and logging
-  Gateway application whitelisting
-  Extended log processing, retention & policy management controls

Firewall throughput:	34Gbps	The maximum capacity between two ports of the same bandwidth with no packet loss.
IDPS throughput:	4.8Gbps	The maximum volume of data that can be processed by the Intrusion Detection & Prevention modules with no packet loss.
True Security Throughput (TST):	2.5Gbps	The lab tested peak load with all security features turned on and processing a typical enterprise network profile: 76% http(s) web browsing, 12% real-time applications (VoIP, Video conferencing) and 12% other traffic types.

SPECIFICATIONS

Processing System

Intel Generation 14 Core i9 14900, 24 Cores, 5.6GHz
Z790 Chipset, Socket 1700

Memory Capacity

64GB DDR5

Networking capacity

- 1 x Intel Gb WAN port
- 1 x Intel 10Gb WAN port
- Quad GbE Network
- Quad x Intel 10Gb WAN port
- 1 x Dual SFP 10GbE

Interfaces

4 x USB 2.0 (Type A)
2 x USB 3.2 (Type A)
2 x USB 3.2 (Type C)

Stateful Inspection Firewall Features

- Visual Representation of Zones, Rules
- Multiple Security Zones
- Location-aware and Device-aware Identity-based Access
- Control Policy
- Security Policies – IPS, Passive Encryption Control
- Policy based Source and Destination NAT, Gateway Specific NAT Policy
- MAC & IP-MAC Filtering
- Spoof Prevention

Gateway Anti-Virus & Anti-Spyware Features

- SSL Mismatch Detection
- Cloaked URL Detection
- Virus, Worm, Trojan Detection and Removal
- Spyware, Malware, Phishing Protection
- Scans HTTP, HTTPS, FTP, SMTP/S, POP3, IMAP, IM, SMB, VPN Tunnels
- Customised Individual User Scanning
- Scan and deliver by file size
- Block by file types

Web Filtering Features

- More than 130 categories
- Auto category updates
- Exception list
- IP or hostname based
- Controls based on URL, Keyword and File type
- Protocols supported: HTTP, HTTPS
- Block malware, Phishing, Pharming URLs
- Block java Applets, Cookies, Active X, Google Cache pages
- Data leakage control by blocking HTTP and HTTPS upload
- Banned phrase list, YouTube for Schools
- Custom Denied Message per Web Category

SD WAN Support

- WireGuard with SSO support to integrate with Microsoft Entra ID
- SDWAN status monitoring
- IPsec VPN for site to site communications
- Authentication – Active Directory, LDAP, RADIUS
- Multi-layered Client Authentication - Certificate, Username/Password
- Lightweight SSL VPN Tunnelling Client
- TCP based Application Access – HTTP, HTTPS, RDP, TELNET, SSH
- WireGuard SSL VPN

AI and Automated Actionable Intelligence

- Crystal AI on device Support LLM
- AI rule matching to detect anomalies in network traffic
- Automatic defence rules from over 24 million IOC's processed daily
- Machine learning smart detection of network based SSH attacks

End Point Application Whitelisting (CEASR)

- Push comprehensive policies from Crystal Eye appliance to registered endpoints
- Easy Device application mapping
- Ability to whitelist known good device Applications from the gateway
- Protect against Zero-day attacks
- Deal with encrypted malicious traffic with one click

Advanced Compliance Features

- Entra ID integration, policy authoring and compliance enforcement
- Azure AD threat analysis
- Vulnerability Scanning
- DLP Alerting and Blocking

Intrusion Prevention System Features

- 6 managed rule sets, comprising of 72k+ rules updated daily from the latest threats
- HTTP/TLS/DNS Logging
- Actions – Alert, Drop, Reject, Pass
- Auto IPS Updates from Red Piranha threat intelligence sharing platform
- Protocol Anomaly Protection
- SCADA, IIOT and IoT Aware
- VoIP and SIP protocol reporting
- Easy tuning in dashboards to reduce false positives

Application Filtering Features

- Layer 7 (Application) & Layer 8 (User) Control and Visibility
- Inbuilt Application Category Database
- Visibility and Controls for HTTPS based micro-apps like Facebook chat, YouTube video upload

SD WAN Features

- TCP & UDP Tunnelling
- Authentication – Active Directory, LDAP, RADIUS, Local, SSO (Entra ID), Azure
- Multi-layered Client Authentication - Certificate, Username/Password, MFA
- Lightweight SSL VPN Tunnelling Client
- TCP based Application Access – HTTP, HTTPS, RDP, TELNET, SSH

Bandwidth Management Features

- QoS Policies
- Guaranteed & Burstable bandwidth policy
- Application & User Identity based Traffic Discovery
- Data Transfer Report for multiple Gateways

Networking Features

- Automated Failover/Failback
- Interface types: Alias, Multiport Bridge, LAG (port trunking), VLAN, WWAN, TAP
- Multiple DHCP Servers support
- Supports HTTP proxy, Parent proxy with FQDN
- Dynamic Routing: RIP v1&v2, OSPF, BGP
- IPv6 Support: Dual Stack Architecture: Support for IPv4 and IPv6 Protocols
- IPv6 Route: Static and Source

Administration & System Management Features

- Web-based configuration wizard
- Role-based Access control
- Firmware Upgrades via Web UI
- Web 2.0 compliant UI (HTTPS)

User Authentication Features

- Entra ID Single Sign On (WireGuard)
- Internal Database
- Microsoft Active directory connector
- Internal active directory server

Storage System/Optional Extended Storage (max)

System : 1 x 500GB M.2 NVMe
Extended : 16TB SSD

Dimensions

W x D x H 428mm(w) 593.2mm(d) 88.6mm(h)
Weight TBA

General Details

1 x HDMI port, NVMe M.2 Main Storage GEN4 5TB/sec transfer, 6Gb/s
SATA 3 extended storage subsystem
Voltage spike protection
802.3az (Energy Efficient Ethernet) support
Certifications: FCC, CE

Power

Input Voltage 110 VAC/220-240 VAC

AUTOMATED
PROTECTION

AUTOMATED
DETECTION

AUTOMATED
RESPONSE